






Continuing our learning at home

In the grid below, you will find some learning activities that are linked to our current learning. You can choose to complete any or all of the activities. Soon, you will be able to access more online learning opportunities through the ACT Education Directorate's online learning resource library. Our school subscriptions to Reading Eggs, Mathletics, Soundwaves (spelling) and Google Apps for Education are also available.

We will be sending you all more information in the coming days.

Kind regards from all the Neville Bonner Primary School Staff

<p>Reading Every Day</p> <p>Read a book of your choice for 15 minutes. Remember that you can read aloud to an adult, a toy, a pet or someone over the phone or video-call.</p> 	<p>Speaking and Listening</p> <p>Play a game of 'I Spy' with someone in your family; find objects around your home that begin with a specific sound, for example "I spy with my little eye, something beginning with the 's' sound."</p>	<p>Dance</p> <p>Play your favourite song and design a dance routine. Practise this and then perform it for a family member.</p> 	<p>Mathematics</p> <p>Use items from your pantry to create a pretend shop. Make price tags for each item. Select a number of items and add the prices together to work out the total cost of your shopping.</p>
<p>Mathematics</p> <p>Create fun counting activities, for example, count: how many buttons are on your shirt, how many pegs you need to hang out the washing, how many animals you can find in a book or how many petals are on a flower. Count out groups of objects, for example, 5 apples or 18 Lego pieces.</p>	<p>Writing</p> <p>Write and draw for 15 minutes each day, some ideas could be:</p> <ul style="list-style-type: none"> • Keep a journal • Describe your favourite toy • A letter to someone you know • Signs for different areas of your home 	<p>Science</p> <p>Observe the weather each day and create a weather journal to record your findings. Include the type of weather and its corresponding symbol. Draw pictures to show the clothes you wear and activities you do during this type of weather.</p>	<p>Word Work</p> <p>Find words you know in the environment, e.g. on cereal packets or in newspapers, and make these words using items such as play dough, blocks, sticks or rocks.</p> 
<p>Active Time / Physical Education</p> <p>Create a circuit of 4 different exercises (e.g. star jumps, step ups, running on the spot and frog jumps). Do each exercise for 2 minutes each- challenge someone in your family to do it with you!</p>	<p>History</p> <p>Interview a family member or friend over the phone to find out more about their life. Ask questions, such as "How many brothers or sisters do you have?", "Who lives in your house?" or "Do you have any hobbies?"</p>	<p>Art</p> <p>Choose something that makes you happy and recreate the item using materials from home such as pencils, paper, glue, paint or chalk.</p> 	<p>Mathematics</p> <p>Using the numbers found on a device in the house (e.g. tv remote, microwave, clock), identify the numbers and solve problems, such as "What is 5 more/less than this number?"</p>